

2025 Annual Report



Caring for families with children who are ill or injured.

PURPOSE

A world where every family has what they need to ensure the best health outcomes for their children.

VISION

We provide essential services that remove barriers, strengthen families, and promote healing when children need healthcare.

MISSION

OUR HOUSE



1,137
families served



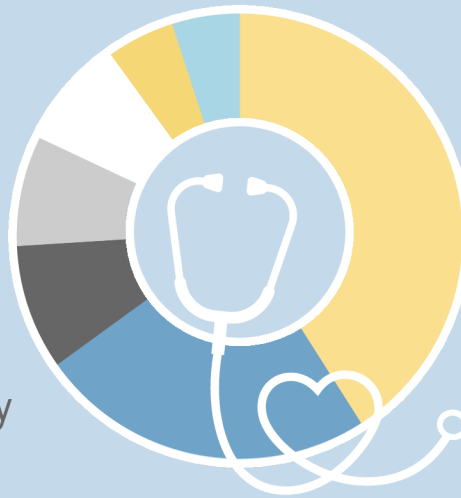
60%
occupancy



7 nights
average length of stay



Our number of families served was slightly higher than 2024, and the average length of family stays was slightly shorter.



DIAGNOSIS

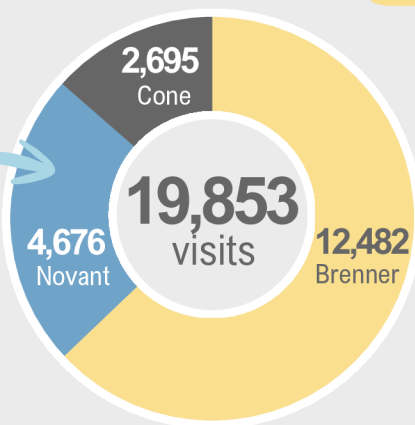
Neonatal	41%
ENT	9%
Craniofacial	8%
Neurological	8%
Gastrointestinal	5%
Respiratory	5%
Other	24%



Total Hospitality Cart visits increased 10% in 2025.

FAMILY ROOMS

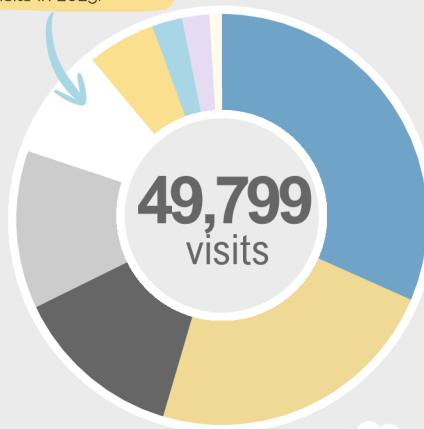
Forsyth Pediatrics Westgate had the highest increase in visits in 2025.



Visits to the Family Room at **Novant** have increased more than 200% since the relocation last year.

HOSPITALITY CARTS

Downtown Health Plaza	15,778
Brenner	11,383
Novant	6,559
Cone	6,172
Forsyth Pediatrics Westgate	4,409
Atrium Health Premier	2,704
Tim & Carolyn Rice Center	1,209
Wauhtown Pediatrics	1,093
Thomasville Pediatrics	492



Our House began providing 2 meals daily in 2025.



16,119
total volunteer hours



820
meals provided*




\$1,349,800
total out-of-pocket savings for families**

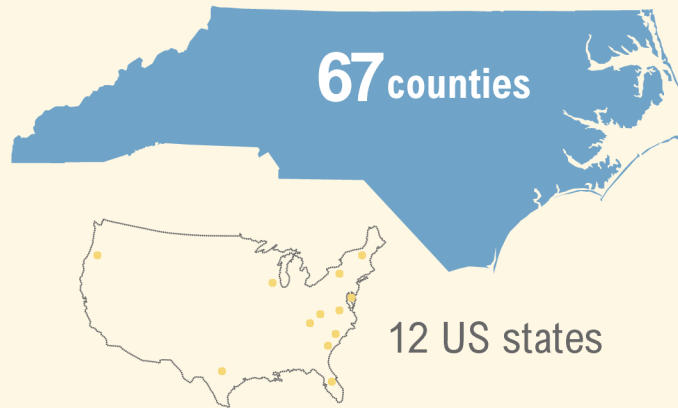
* 365 nights of dinners served, continental breakfast available daily, and 45 days of bagged lunches prepared

** Based on \$110 average lodging cost and \$50.00 average daily meal costs in the area

Top 10 NC Counties



SERVICE AREA



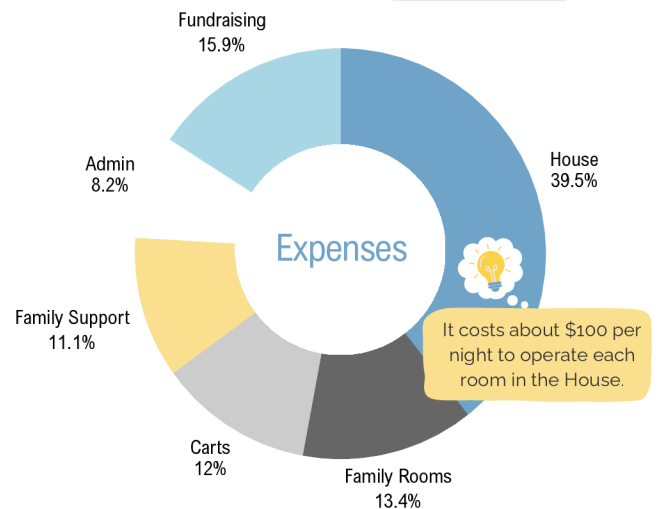
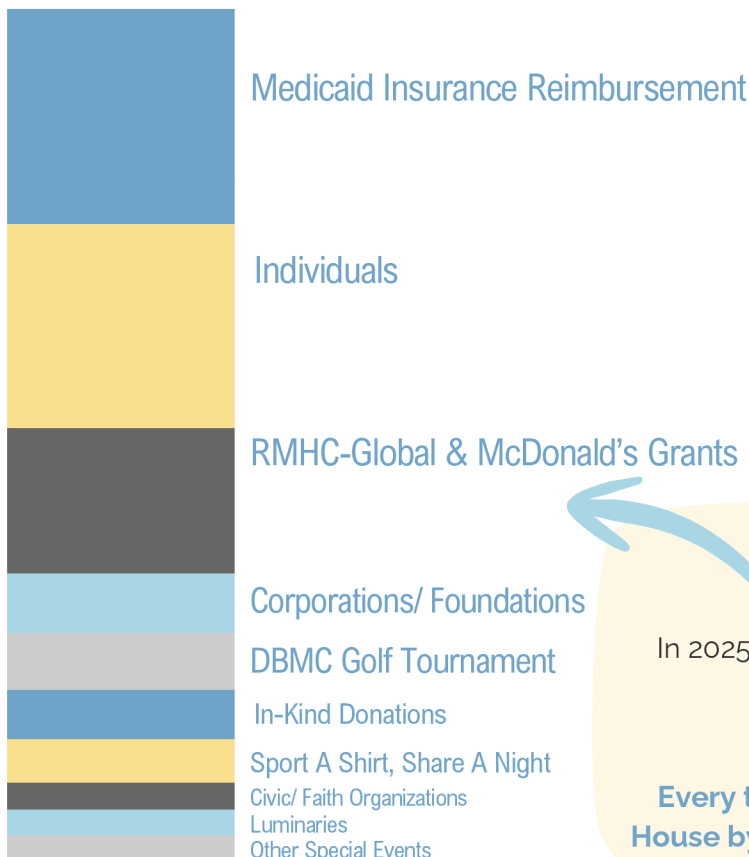
STATEMENT OF ACTIVITIES & CHANGES IN NET ASSETS for the year ended December 31, 2025

Ronald McDonald House Charities® of the Piedmont Triad, Inc. 2025 Public Support and Revenue (Unaudited)

Individuals	\$ 732,948	24.01%
RMHC-Global & McDonald's Grants	521,343	17.08%
Medicaid Insurance Reimbursement	774,665	25.38%
In-Kind Donations	179,342	5.87%
Corporations/ Foundations	214,253	7.02%
Civic/Faith Organizations	96,875	3.17%
Sport A Shirt, Share A Night, net	154,631	5.07%
DBMC Golf Tournament, net	204,067	6.68%
Luminaries, net	92,708	3.04%
Other Special Events, net	81,970	2.69%
Total Public Support and Revenue	\$ 3,052,802	100.00%

2025 Expenses (Unaudited) Programs

House	\$ 1,096,485	39.53%
Family Rooms	370,727	13.37%
Hospitality Carts	332,430	11.98%
Family Support Services	306,559	11.05%
Total Program Expenses	\$ 2,106,201	75.93%
General & Administrative	227,256	8.19%
Fundraising	440,264	15.87%
Total Expenses	\$ 2,773,721	100.00%
Change in Net Assets from Operations	279,081	
Net Increase in Valuation of Investments	1,429,174	
Total Change in Net Assets	\$ 1,708,255	



ROUND UP for Ronald McDonald House

In 2025 McDonald's restaurants in the Triad area raised

\$396,138

for our Ronald McDonald House!

Every time you visit McDonald's, you can support our House by rounding up your order total to the next dollar.